



BABY ROOM REFLECTION

Educators:

- Sarah
- Hannah
- Jessie
- Jyothi
- Rachel



Reminders:

Each day you will need to ensure your child has:

- A hat
- A water bottle—this goes home at the end of each day
- Spare clothes
- Nappies (5+)
- Any comforter that your child has.

Please label all belongings—you could use the following website.

<http://www.stuckonyou.com.au/>

FEBRUARY 2016

Farewell February...

Another month has gone... WOW time really does fly, especially when you're having fun!

The children have been up to a great deal this past month; getting their hands dirty, exploring their environment, discovering hidden abilities and learning more about themselves and the people and world around them.


Lets take a look...

Chinese New Year...

- 8th Feb -

This year we celebrated Chinese New Year by making colourful painted Chinese lanterns and drums. The children enjoyed painting freely with the various colours and watching them mix together to create new colours. They also enjoyed helping Hannah to cut them and turn them into beautiful lanterns.

Next the children made drums, using; paper plates, red paint, popsicle sticks, string, beads, glitter and sequins. With some assistance from educators the children created very impressive Chinese hand drums. In addition to all this we played traditional Chinese music for the children to listen to and showed them pictures of the celebration on the computer.



Link to VEYLDf:

LO 2.1 - Children develop a sense of belonging to groups and communities

LO 2.2 - Children respond to diversity with respect



Natural Materials...

As part of our curriculum and resources we have at the centre, the children have been given numerous opportunities to play and explore with natural materials including rocks, pine cones, wooden stumps, feathers, leaves, sticks, etc. These materials were provided based on the observations written

by the educators. The children have been fascinated with exploring nature using their senses; touch, sight and smell, and furthermore learning how to appreciate their environment by playing nicely with toys both natural and processed materials and helping



educators by packing equipment away safely, neatly and in a way that ensures equipment and toys aren't ruined.

Link to VEYLD:

LO 4.1—Children are confident, curious and enthusiastic participant in their learning and development.



We all enjoyed working together to create one big painting! The children stood around the tables, wearing their art smocks and experimented with brushes, rollers and shaped stamps. They discovered how to create new colours by mixing two together and were very excited with their new discovery. When there was

no more paper to paint the children washed their hands, taking turns at the sink. When the paint was dry we hung it up on our wall for everyone to look at what they had created. The children pointed up at the painting and we encouraged them to feel proud of their efforts.



Sticking a Pasting...

The children love playing around with glue and bits and bobs and so today after some interest from the children, we sat around the table with a large piece of paper. We set up some glue, brushes and pieces of crepe paper, sequins, feathers and pipe cleaners for the children to stick and paste onto the paper. They each had a turn dabbing on the glue with the brushes then picking out what they wanted to stick down.

When picking out a piece to stick on the paper, we worked on our hand-eye coordination and fine motor skills. By the second or third time the children realised that the glue made the materials stick onto the paper. We got to see what we created once it was hung up on the window with pictures of themselves doing the activity. They did a very good job!

- 17th Feb -



[Link to VEYLDF:](#)

LO 1.1—

Children sense and respond to a feeling of belonging.

LO 1.4—

Children show interest in other children and being part of a group.

LO 2.3—

Children discover and explore some connections amongst people.

LO 3.1—

Children demonstrate trust and confidence.

LO 5.1—

Children engage in enjoyable reciprocal interactions using verbal and non-verbal language.


Independent, Parallel and Group Play...



There are many kinds of play that the children are involved in. Three kinds of play for this age group are; Independent, Parallel and Group play. Independent play is when children will go off on their own and



play by themselves with no-one around. Parallel play is a form of play in which children play adjacent to each other. They usually play alone during this kind of play but



are interested in what other children are doing. Group play involves a group of children playing and interacting as a group; cooperating, sharing ideas and encouraging one another



*Link to VEYLDF:
LO 1.4— Children show interest in other children and being part of a group.
LO 3.3— Children discover and explore connections amongst peers.
LO 4.1— Children express wonder and interest in their environment and use play to investigate, imagine and explore ideas.*


Chalk...

We have various resources located around the room for the children to use if they so desire. One of these resources is chalk. The children as a group took the chalk out and began to draw on the concrete outside under the verandah.



They drew pictures, made prints with the dust from the chalk and even drew on us. This spontaneous interest by the children

encouraged cooperation, sharing, fairness, fine and gross motor development, verbal and non-verbal language and further their knowledge in recognizing and identifying colours.



Sensory Play...

We have been doing a lot of sensory activities for the children, based on our observations and the interest they have shown.

We spent one whole week during this month focused on sensory development, and the children absolutely loved all the activities provided.



The experience we provided were; water, sand with water and slime.

These planned sensory activities encouraged the children to ex-

plore, experiment, hypothesize, create and use their imaginations. They thoroughly enjoyed every minute they could get to play with each experience.




Colours...

To develop a new interest in the children's environment we placed large wafel blocks on the ground outside.

The children immediately took interest in this new area and were eager to explore.

They quickly discovered that they had to watch where they step so their feet would not get stuck in the holes of the blocks. We talked about the colours of the blocks and encouraged them to recognize and identify the colours they

could see by standing on them. The experience ended up being similar to a musical chairs game, which they enjoyed and kept wanting to play over and over again.



Link to VEYLDF:
LO 4.4—
Children experience the benefits and pleasures of shared learning exploration.

Up-coming in March...

Mon	Tue	Wed	Thu	Fri	Sat	Sun
	1	2	3	4	5	6
7	8	9	10 Arabella Birthday	11	12	13
14	15	16	17 St Patrick's Day	18	19 Jeremy & Nathaniel Birthday	20
21	22	23	24	25 Good Friday	26	27 Easter Sunday
CENTRE CLOSED						
28 Easter Monday CLOSED	29	30	31			

Family Sharing Sheets

Family sharing sheets are located near the sign in sheet in the room.

These sheets are designed for families to share with us, everything that is happening at home, outings that you go on or even any achievements your child has shown.

These go towards our program so we can provide experiences for the children that challenge and encourage optimum learning.