

**LEAD EDUCATORS:**

- SARAH (MON-FRI)
- RENEE (TUE-THUR)

**ASSISTANT EDUCATORS:**

- HANNAH (MON-FRI)
- LEANNE (MON-TUE)
- JYOTHI (MON-FRI)
- JAYSRI (MON-FRI)

**REMINDER:**

- We are in the process of improving ourselves and the centre, giving us any feedback on anything would greatly help us. And returning 'Quality Area' feedback forms would be appreciated.
- As it is getting into the colder months please ensure your child has the appropriate clothing in their bags, and that everything is labelled as our lost property box has begun to fill up again and we will donate the clothing if no one takes ownership.
- Please ensure to bring your child's water bottles every day and take them home. We have limited spare bottles.
- If your child has medication, please inform any member of staff and fill out medication forms appropriately. And most importantly please do not leave medication in child's bag.

# Toddler Room Reflection

20 APRIL — 1 MAY 2015

## Community Involvement:

Following the excitement on the Friday 24th April, when our power line was disconnected, management organized on the 1st May for firefighters and police officers to come and talk to the children about what they do and what to do in an emergency.

All the children were gathered into the big yard and were very excited to listen and talk to



Children listening to the firefighters and laughing at the staff dressing up.



Children talking to the police officers and listening to the siren.

Firemen Nasi, Tom and Sandy from Station 18 in Hawthorn as well as Constables Mark and Jimmy from Kew Station in Booroondara, and take a good look at their vehicles.

The firemen showed the children their fireproof clothes. Some of the staff got dressed up in their uniforms and the children had a great laugh at the staff members fooling around.

The firemen also opened all the doors on the fire truck and pulled out the water hose for the children to look at and hold.

Next the police officers came in their police van. They informed the children of the number they needed to call for emergencies and turned on their police siren for the children to hear.

"IT'S LOUD!" a lot of the children screamed whilst they laughed.

Afterwards the children were given the opportunity to look and sit inside the police van.



## Learning more...

In addition to the interest of the firefighters and police officers we have organized more activities for the children to learn and discover more about these professions.

We have gone on the internet and looked at pictures of firefighters and police officers, their vehicles and talked about the element of fire and why guns are dangerous.

We made our very own fire trucks and fire station by re-using cardboard boxes. In addition the children are learning a new song called 'The firetruck song' and have enjoyed making the firetruck sounds whilst driving their pretend firetrucks around.

To be continued...

**Learning outcomes:**

**Outcome 2:** Children connect and contribute to their world.

**Outcome 3.1:** Children become strong in their social and emotional wellbeing

**Outcome 4.1:** Children develop dispositions for learning such as curiosity, cooperation,

## The 'Firetruck song':



The Firetruck song by the Hooley Doo-leys.

In the afternoon Sam came to the staff and asked, "Can we listen to fireman Sam song?" Of course we can, would you like to use the laptop to look it up and listen to the song?" "Yeah" shouted Sam. Jacob came running up and said "ne-nor-ne-nor". Sarah grabbed the laptop and sat on the floor with the children "if you would like to come and listen to some fireman songs you can come and sit with us" Each child ran over to come and look at what Sarah was showing them. Isaiah ran to

the front and sat directly in front of Sarah. Adhrit stood in the middle of the group as he watched and listened intently to the songs. We first listened to the 'fireman Sam' theme song.

We then went on to listen to



'hurry hurry drive the fire truck' followed by 'we are off in the fire truck this morning'. The children were encouraged to sing along if they knew the words, Kiaan did just this.

### Learning outcomes:

**Outcome 3.1:** Children become strong in their social and emotional wellbeing

**Outcome 4.1:** Children develop dispositions for learning such as curiosity, cooperation, confidence, creativity, commitment, enthusiasm, persistence, imagination and reflexivity

**Outcome 4.3:** Children transfer and adapt what they have learned from one context to another

**Outcome 5.1:** Children interact verbally and non-verbally with others for a range of purposes

**Outcome 5.5:** Children use information and communication technologies to access information, investigate ideas.

*"We're off in the firetruck this morning, my toddlers and me. We're off in the firetruck this morning to get the cat out of the tree. Ding-a-ling-a-ling Ne-nor-ne-nor!"*

## Continued Experience:

To continue on with the childrens interest in firemen we decide (with the children) to create a fire station which we can use for dramatic play. This space will be made with input and ideas from the children. To begin we used recyclable materials to create a fire station sign. Vincy-Lousie, Sam and Isaiah all ran over to the table when they saw the red paint "what are we doing said Vincy-Lousie?" Renee explained "yesterday we listened to different songs about fire trucks and fireman, so we thought we would create a fire station for you and your friends to use" "YAY" shouted Sam. "what do you think you see at a fire station?" asked Renee "fire trucks" said Isaiah in a very quiet voice. "That right Isaiah, there are fire trucks"

"can we make fire trucks?" asked Sam. "what a great idea, we could add those into our fire station" said Renee as she smiled. Firstly we need to make our sign very strong by reinforcing it with extra cardboard – the children helped to do this by sticking on our tape "it is sticky" said Vincy-Lousie. The children then began to paint the sign red. We took turns at painting the sign. "Do you know what colour we are using? Asked Renee "Red" shouted Vincy-Lousie. Eva, Kiaan and Adele became very enthusiastic and wanted to help pain the sign. We took it in turns while painting the sign.

After the sign was painted we put it outside to dry and began to make our fire trucks. These were also made from recyclable materials – we used cardboard boxes for the body of the truck, paper plates for wheels and material for the straps. We began by painting the boxes. Isaiah and Sam once again wanted to

help with this step. They painted the whole box. We then put these out to dry. As the children slowly woke up from sleep, they helped to create the wheels. Ari, Gordon, Sid, Daniel and Adele used black crayons and pencils to draw on the paper plates. These were then stapled onto the red boxes. The children watched as Hannah cut the material into long strips and attach these to the truck.

Daniel, Sid, Jacob, Mariana and Ari were the first to take turns as using the fire trucks. They tried them on and began to walk around the room saying "ne-nor-ne-nor" imitating a siren sound. The fire trucks then made there way outside into the big yard where the children ran around saying "fire, fire" whilst ringing a bell that Adele had discovered.



Ciara driving a firetruck

# Physical Development:



Our Physical Development Obstacle Course.

We have been working a lot on the children physical development recently in particular further developing their fine and gross motor skills.



We have done this by creating various obstacle courses and encouraging the children to complete them with assistance if/where required.



We have documented a lot of this experience on children's milestone checklists we have been completing this month.



**Learning outcomes:**

- Outcome 3.1:** Children become strong in their social and emotional wellbeing.
- Outcome 3.2:** Children take increasing responsibility for their own health and physical wellbeing.

**Milestone Checklist:**

Every child has a completed checklist. Ask educators if you wish to see.

“The best place to find a helping hand is at the end of your own arm”

Vincy-Louis is helping in the babies room to put her little brother Jasper to sleep.



# Self-Help and Cooperation:

**Washing Hands:**



Mihika, Mitchell and Jasmine are washing their hands before lunch.



**Learning outcomes:**

- Outcome 1.2:** Children develop their emerging autonomy, interdependence, resilience and sense of agency.
- Outcome 1.4:** Children learn to interact in relation to others with care, empathy and respect.
- Outcome 4.3:** Children transfer and adapt what they have learnt from one context to another.
- Outcome 5.1:** Children interact verbally with others for a range of purposes.

**Cooperation and Team Work:**



The children are helping each other to finish this foam puzzle.



Ella, Kiaan and Hunter are swapping pieces around to find the right fit.

**Beds:**

Jasmine is helping Hannah to make the beds.



Mitchell and Isaiah are helping to put their friends to sleep by patting or rubbing their backs.

Mitchell: “Shh Hunter, have to sleep now.”





# Leading up to Mother's Day:

The toddlers have been working hard to get their Mother's Day gifts ready. The educators sat with the children and gave the children a variety of options for them to do for Mother's Day.

This past week the children have been focused on completing their Mother's Day cards and are looking forward to make their gifts this coming week.



*"Catch the leaves"  
 "... Too many Hannah!"  
 "Oh dear Vincy, its stuck in your hair!"  
 - Vincy and Hannah.*

## Autumn is here...

Now Autumn is here our trees have begun to lose their leaves.

Every day we have been gathering our leaves but instead of throwing them away we have kept them for the children to use and play with.



Whilst the Kinder room has been doing art work with the fallen leaves the toddlers have been helping to gather the leaves in one area and playing with them.

They have been looking at the leaves closely and have found that they come in lots of different colours. We plan on continuing with this interest next week.



**Learning outcomes:**

**Outcome 2:** Children are connected and contribute to their world.

**Outcome 3.1:** Children become strong in their social and emotional wellbeing.



## Sensory Activities:

We have begun focusing a lot of the 5 senses in particular these past two weeks the sense of touch.

We have provided the children with two activities for this.

**Goop:**

As a spontaneous interest the children helped Renee to make purple goop.

The children enjoyed playing with the goop and watching as it stained their fingers and then pretended to be purple monsters.



**Water Beads:**

As another sensory experience we borrowed the water beads from the baby room for the children to examine.

"Der wet." exclaimed Hunter.  
 Miles: "Dat blue, dat yellow, dat pink."

"They feel slippery don't they?" asked Sarah.  
 "Yeah!" Squeal the children as they laugh.

**Learning outcomes:**

**Outcome 4.1:** Children develop dispositions for learning such as curiosity, cooperation, confidence, enthusiasm. They are confident and involved learners.



**Children playing with water beads**

# Changes and Feedback:

Thanks to all the feedback we have been given back from many of the parents either on the 'Quality Area' feedback sheets or verbally. We have already begun making a difference in the service to make it a better place for the children and staff and ensuring that the children and families get the best out of their time spent here.

The children have thoroughly enjoyed using these areas in particular the home corner.

The children have been having tea parties, pretending to make each other food and looking after baby dolls.

In addition we have provided new dress-ups for the children to play with and they have become so interested in the different uniforms like, police officers, firemen, doctors, Indians etc. they have wanted to learn more about them.

We have re-created the verandah area. We have set up particular areas under the verandah now.


- Home corner.
- Arts and crafts area.
- Cognitive area.
- Environmental area (around the side).

We have set up these permanent areas for the children in order to get the most out of their learning and development.





Here are some pictures of our new set up around the side of the building. As was mentioned in the 'Quality Area' feedback sheets.

## GALLERY:



- Fireman and police officer visits.
- Making goop.
- Water bead experience.



There are many more photos that we have of all these experiences. If you wish to see more, you are more than welcome to ask any of the educators and we'll be happy to show them to you.